


Package View

Surface Mount package packed per EIA/JEDEC Standard RS-481, IEC60286-3



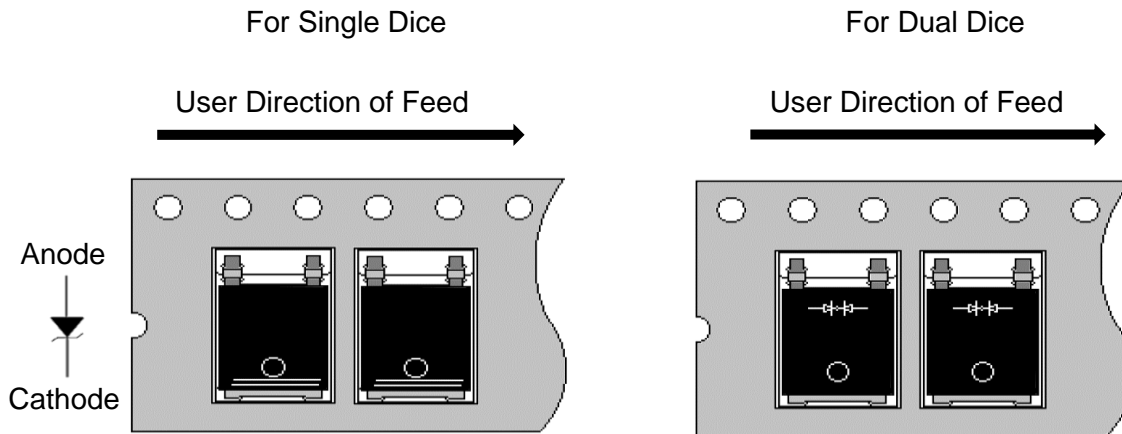
ThinDPAK

Packing Quantity

Packing Type	Packing Code	Packaging Description	Reel (pc)	Inner Box (pc)	Carton (pc)	Carton Size (mm) (Max)
Reel	-	16mm Tape, 13" Diameter Plastic Reel	4,500	9,000	45,000	360x355x260

Component Orientation

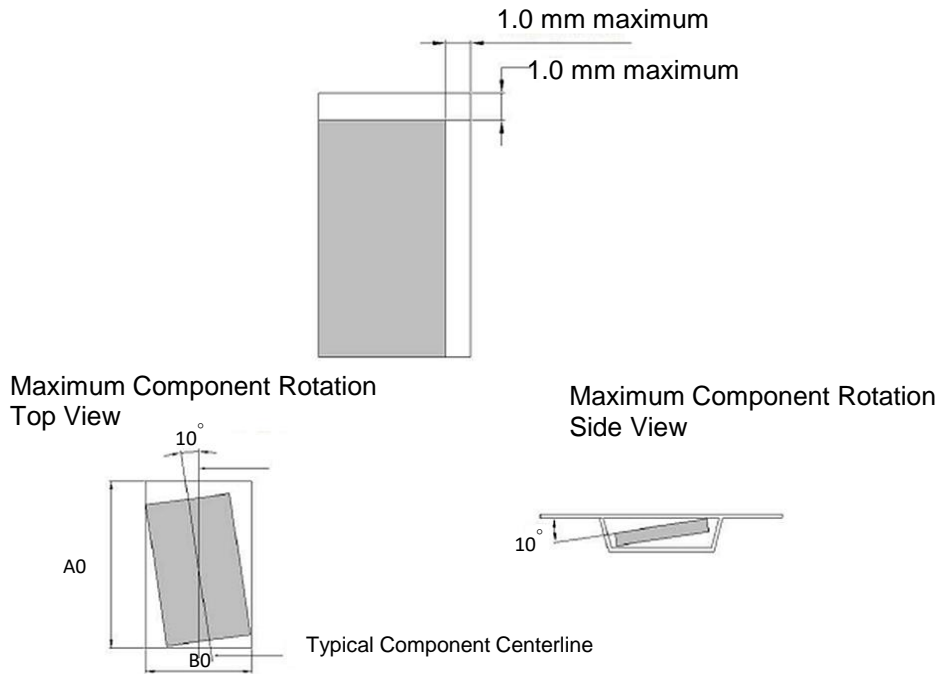
Device Orientation and Direction of Feed



Component Lateral Movement

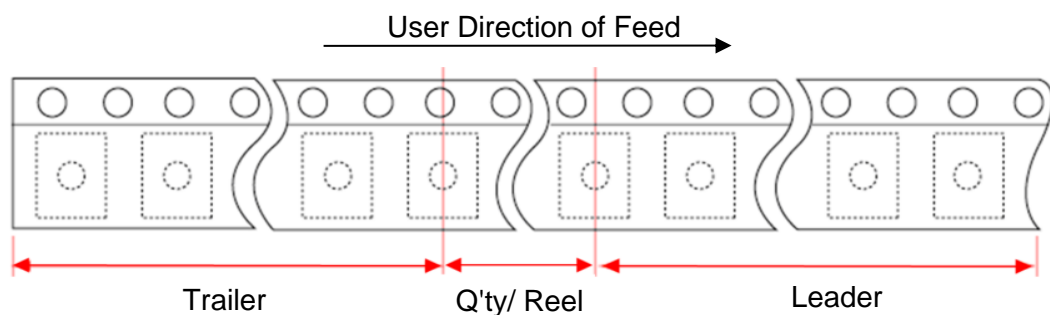
Maximum lateral movement for punched and embossed carrier

16 mm Tape



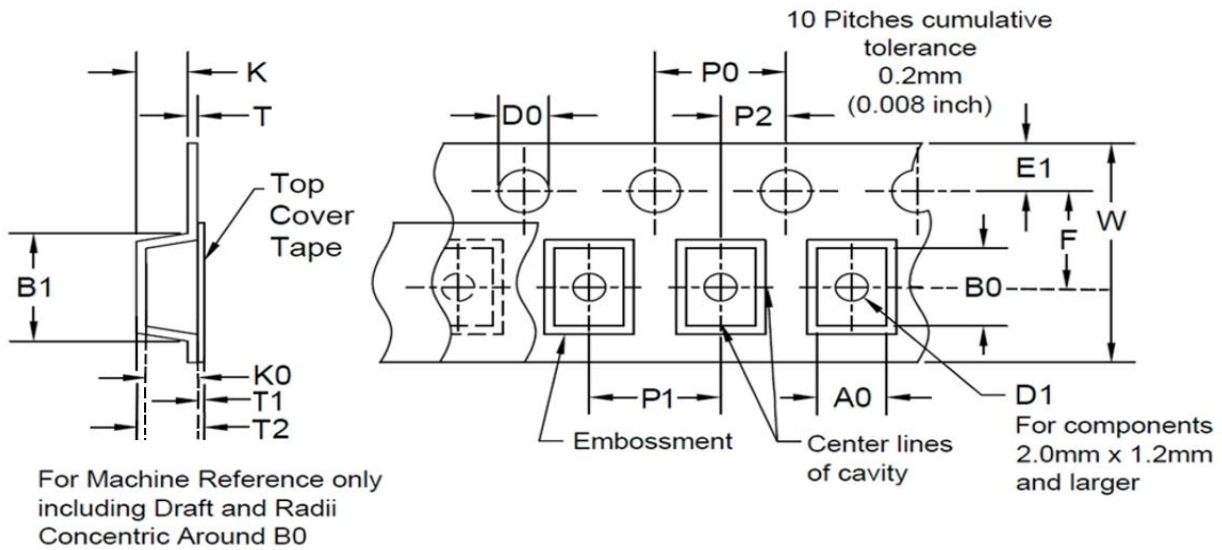
Tape leader & trailer

- Unfilled leader and trailer pockets are sealed
- Leaders and trailers are taped to tape and hub, respectively, with masking tape
- All materials are static-dissipative



Trailer	Q'ty/Reel	Leader
Min 160 mm	4,500	Min 400 mm

Embossed Carrier Tape Specification



Note 1: B1 is for tape feeder reference only, including draft concentric about Bo.

Note 2 : A0,B0,K0 are determined by component size. The clearance between the component and the cavity must be within 0.05mm(.002")min. to 0.65mm(.025")max. for 12mm tape, 0.05mm(.002")min to 0.90mm(.035")max. for 16mm tape. In addition, the components cannot rotate more than 20° within the determined cavity.

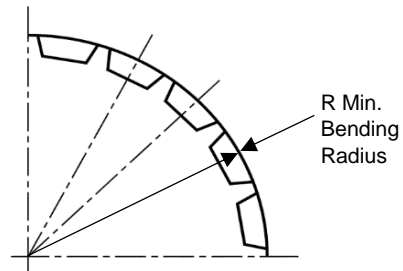
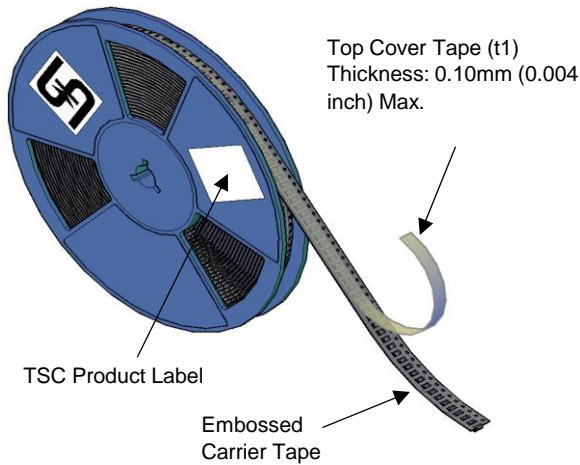
Note3: Surface Resistance $10^6 \sim 10^{11} \Omega$.

ALL DIMENSION IN MILLIMETERS(Unit : mm)

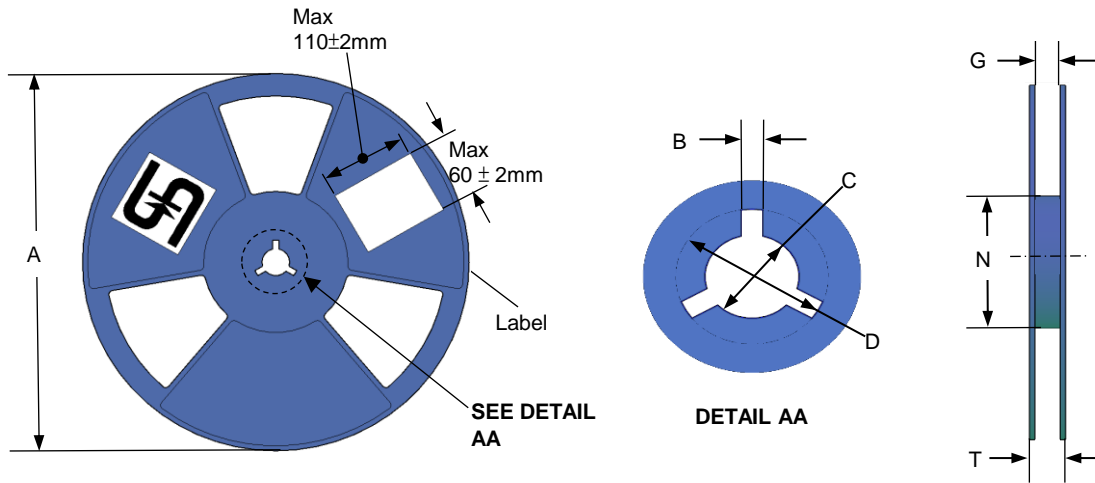
Dim	Tape size	D0	E1	P0	P2	T	Ao	Bo	Ko
Spec	16mm	1.55 ±0.05	1.75 ±0.1	4 ±0.1	2 ±0.1	0.3 ±0.05	6.6 ±0.1	9.6 ±0.1	1.9 ±0.1

Dim	Tape size	B1	D1	F	W	P1	K	T1	T2
Spec	16mm	-	1.5 +0.25,-0	7.5 ±0.1	16 +0.3,-0.1	8 ±0.1	-	-	-

Reel Specification



Tape with components shall pass around bending radius without damage, for reels with hub diameters. approaching minimum dimension.



ALL DIMENSION IN MILLIMETERS (Unit : mm)

Reel Size	Tape size	A	B	C	D	N	G	T
13"	16mm	330 ±0.5	2.3 ±0.2	13.3 ±0.1	-	100 ±0.5	16.4 +2,-0	17.4 +0.3,-0

Note1: Surface Resistance $10^6 \sim 10^{11} \Omega$.